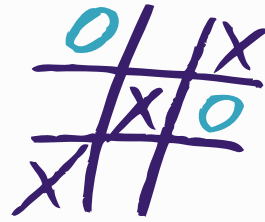


An Educator's Average Summer



47%
Working
or preparing
for school

26% Leisure activities
(reading, going on trips)



12.5% Taking classes
(either for fun or professional development)



7.5% Volunteering



7% Other activities

PREPARING For This School Year

81% of educators spent at least some time this summer preparing for the school year.


TOP TEACHER RESOURCES

- 1 Teachers Pay Teachers
- 2 Google
- 3 Pinterest
- 4 YouTube
- 5 Education Week

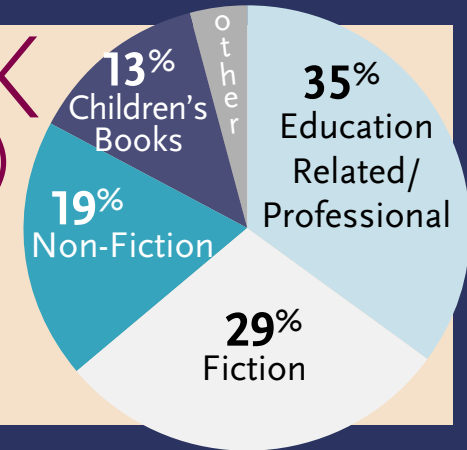


I have been developing PowerPoint presentations for our 7th grade science teachers. I've been working on it literally every day this summer. These will not only help the teachers at my school, but also teachers everywhere, as I have uploaded them to ShareMyLesson.com - **Judy B.**

READING A BOOK (OR FIVE)



On average, an educator will have read 5 books over the summer.



RESPONDENTS AT A GLANCE

GENDER



ROLE



11% other

Top 3 States = California, Florida, Michigan

spend more than 5 hours a week beyond the required hours

74%

serve in a secondary capacity (i.e, coach or advisor)

60%

serve as a volunteer

54%



Last summer I met a student at the library once a week for an hour to read together and to help him find good fit books. **Moira C**

I've spent time tutoring students, bought supplies to help a student with financial issues to complete school projects, and have even volunteered to mentor a high school senior for their senior project. Many times I've stayed after school hours to help come up with an action plan for a students. **Artesha C**

GOING THE EXTRA MILE FOR STUDENTS